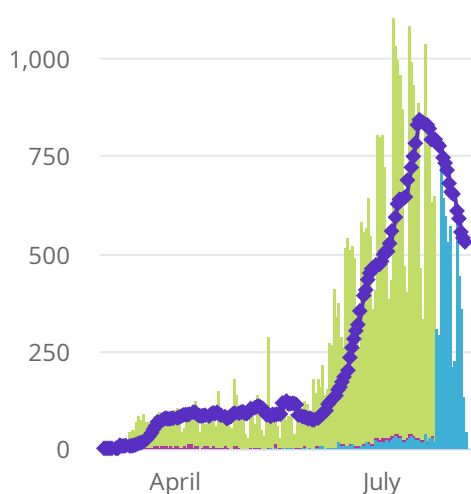


	OK Cases	OK Deaths	OK Active	OK Rec...
<b>OK Summ...</b>	43,080	603	6,732	35,7...
Cases Updat...				
2020-08-08	↑ 825 DoD*	↑ 3 DoD*	↑ 78 DoD*	↑ 74...
Source: OK G...	2% DoD*	0.5% Do...	1.2% Do...	2.1%...

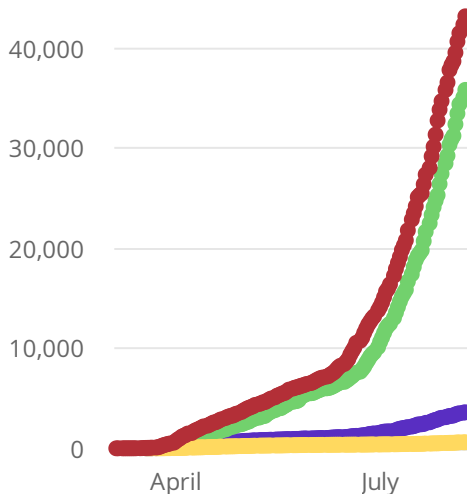
	US Cases	US Deaths	US Active	US Reco...
<b>US Summ...</b>	4,941,...	161,3...	2,353,...	1,62...
Cases Updat...				
2020-08-07	↑ 58,1...	↑ 1,24...	↑ 34,6...	↑ 25,...
Source: John...	1.2% Do...	0.8% Do...	1.5% Do...	1.6%...

Oklahoma Case Status by ...



- Active
- Deceased
- Recovered\*
- Trend Line\*\*\*

Oklahoma Cumulative Cas...



- Cases
- Deaths
- Recovered\*
- Ever Hospitalized

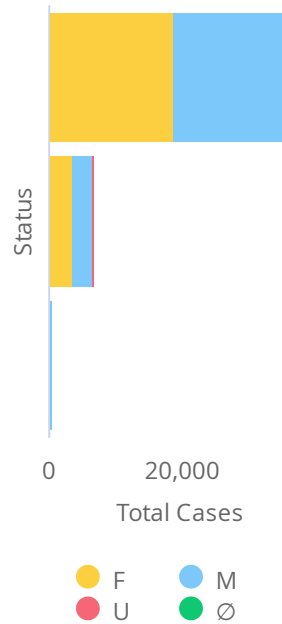
Oklahoma Total ...

- White 54.71%
- Unknown 21.25%
- American Indian or Alaska Native 8.95%
- Black or African American 6.84%
- Asian or Pacific Islander 4.28%
- Multiple Races/Other 3.97%

Oklahoma Total ...

- 18-35 35.49%
- 36-49 21.91%
- 50-64 17.83%
- 65+ 13.65%
- 05-17 8.81%
- 00-04 2.30%

Oklahoma Total ...



[View Data by County](#)

[View Data by City](#)

[View Data by Zip](#)

[View Data for Confirmed Cases](#)

[View Data for Deaths](#)

[View Data for Recoveries](#)

[Symptom Tracker](#)

[Personal Protective and Hospital Equipment](#)

[OSDH District Breakout](#)

[View Data Downloads](#)

DoD\* indicate the delta (↑ ↓) or rate of change (%) over the past 24 hours only.

\*\*Data shown are preliminary and subject to change as additional information is obtained.

Race/Ethnicity containing missing data is bucketed into the unknown category.

\*Recovered: currently not hospitalized or deceased and 14 days after onset/report. Recoveries calculated beginning on 4/6/2020.

Trend Line\*\*\* is a 7 day rolling average of the number of the confirmed cases by date of symptom onset or positive test result for asymptomatic cases.

A 7 day lag has been applied to the trend line based on information collected to-date for the week of 5/3 and 5/9 where within 7 days of onset date 90% of the cases had been reported.

\*\*\*\* The purpose of publishing aggregated statistical COVID-19 data through the OSDH Dashboard, the Executive Order Report, and the Weekly Epidemiology and Surveillance Report is to support the